



# BI-ANNUAL STATISTICS

FINANCIAL INTELLIGENCE UNIT  
OF  
CENTRAL BANK OF SRI LANKA

INTELLIGENCE MANAGEMENT

JANUARY - JUNE

2022

## Table of Contents

<b>Chapter 1</b>	Classification of Suspicious Transaction Reports (STRs) and Requests for Information based on Stakeholder	<b>Page 3</b>
<b>Chapter 2</b>	Classification of STRs based on: <ul style="list-style-type: none"><li>i. Reporting Institution (RI)</li><li>ii. Natural Person &amp; Legal Entity</li><li>iii. Gender</li><li>iv. Age</li><li>v. Location</li><li>vi. Type of Suspicion</li></ul>	<b>Page 4 - 9</b>
<b>Chapter 3</b>	Types of Services provided to Law Enforcement Agencies (LEAs), Regulatory Authorities (RAs) and Other Matters attended via Meetings <ul style="list-style-type: none"><li>i. Requests for Information</li><li>ii. Letter of Assistance</li><li>iii. One-on-one meetings conducted with stakeholders</li></ul>	<b>Page 10</b>
<b>Chapter 4</b>	Intelligence Sharing through Egmont Secure Web	<b>Page 11</b>
<b>Chapter 5</b>	Data master	<b>Page 12 - 16</b>

## CHAPTER 1

### Classification of STRs and Requests for Information based on Stakeholder

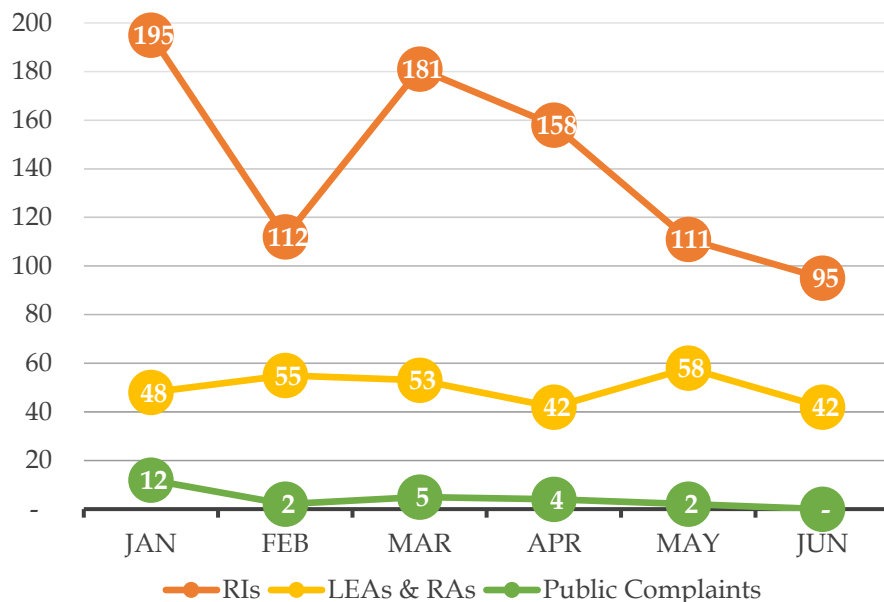
The FIU receives STRs from RIs and the public whereas LEAs and RAs submit requests for information.

The total number of STRs received from RIs and the public increased from January to March due to the emerging trend of informal money or value transfer services and significant attention given to the declining foreign currency reserves. Thereafter, STR reporting followed a diminishing trend since one-on-one meetings with RIs focusing on quality improvements in STR reporting resulted in the receipt of high standard STRs.

The number of information request received from LEAs and RAs changed with minimum fluctuations throughout the period.

Figure 1.1

Classification of STRs and Requests for Information based on Stakeholder



## CHAPTER 2

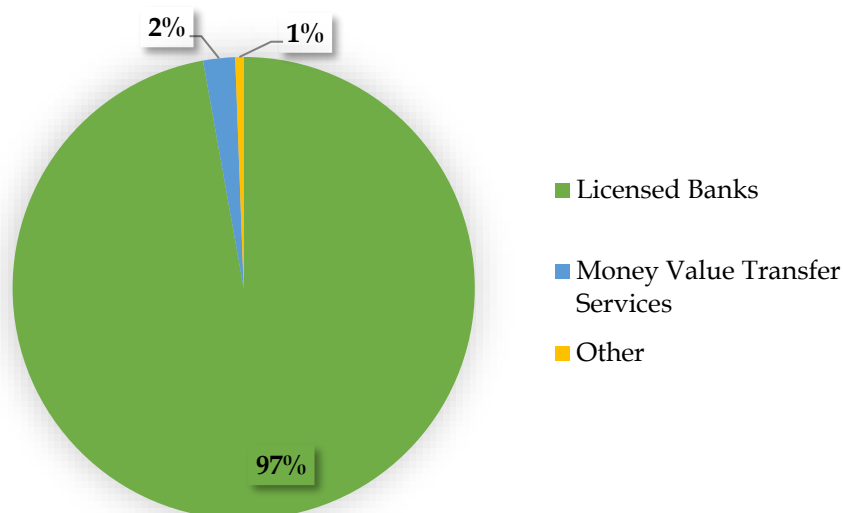
### Classification of STRs based on:

#### i. Reporting Institutions

97% of the STRs reported by RIs have been received from Licensed Banks. Money Value Transfer Services (MVTs) have reported 2% of STRs and the remaining 1% of STRs have been reported by other types of RIs such as Licensed Finance Companies, Insurance Companies and Stockbrokers.

Figure 1.2

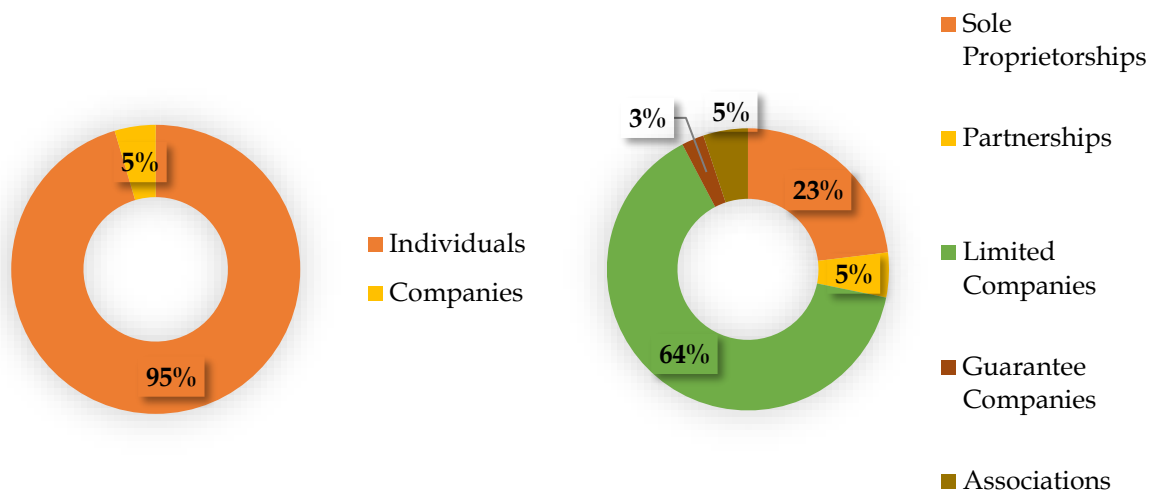
Classification of STRs based on Reporting Institutions



## ii. Natural Person & Legal Entity

95% of STRs have been reported against individuals whereas a minute percentage of 5% of STRs has been reported against entities.

**Figure 1.3**  
**Classification of STRs based on Natural Person & Legal Entity**

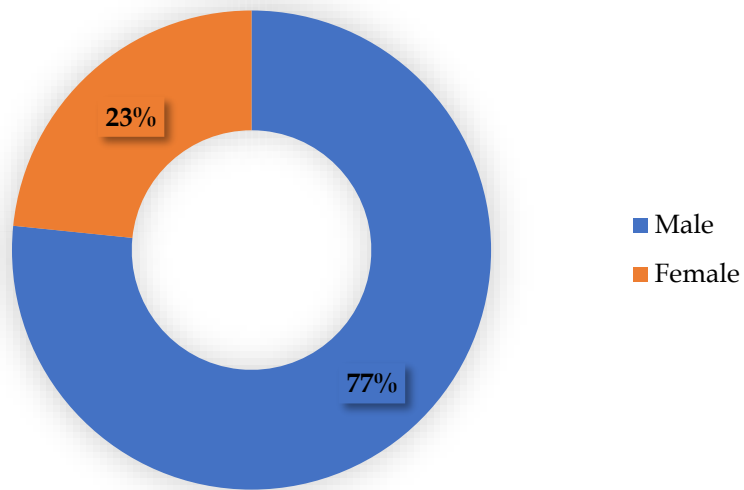


Out of the STRs received regarding entities, a majority of 64% have been received against limited companies. A relatively substantial portion of STRs (23%) were received on partnerships and STRs received on sole proprietorships, associations and guarantee companies were below 5%.

### iii. Gender

In respect of STRs reported on individuals, the highest proportion of STRs, which is 77% has been reported about males whereas 23% of STRs have been reported on females.

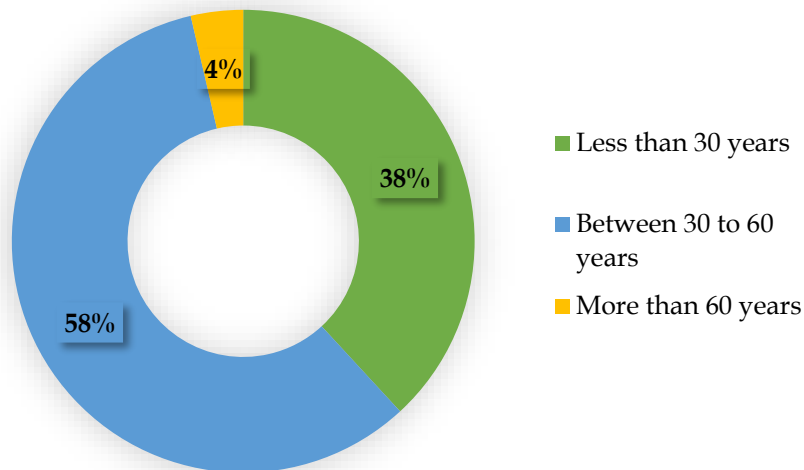
**Figure 1.4**  
**Classification of STRs based on Gender**



#### iv. Age

In respect of STRs reported on individuals, the highest share of STRs (58%) reported on individuals belong to the age range of 30 - 60 years. This may be due to the large population base of that age range. STRs reported on individuals under 30 years also shows a considerable share (38%) of the total STRs. The share of STRs against individuals more than 60 years is only 4%.

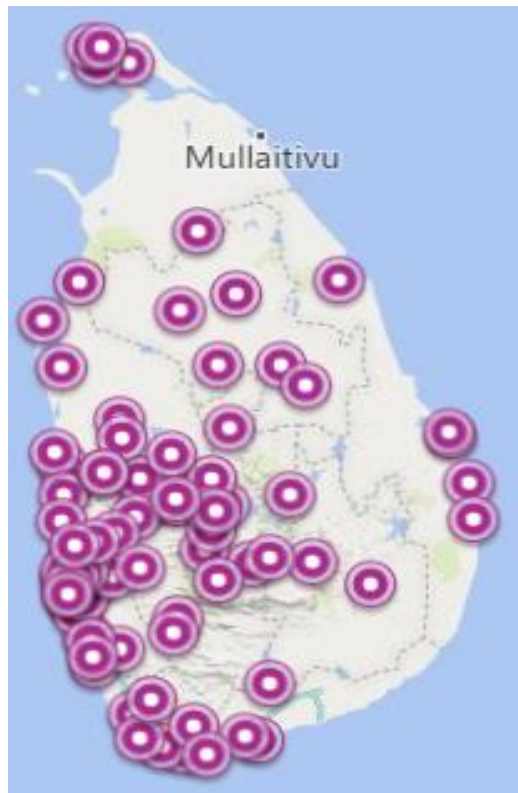
**Figure 1.5**  
**Classification of STRs based on Age**



## v. Location

Based on the location of the STR reporting branches, a majority of STRs have been generated from the Western Province while Southern, Central, Northern and Sabaragamuwa provinces also show a considerable number of STRs.

**Figure 1.6**  
**Classification of STRs based on Location**



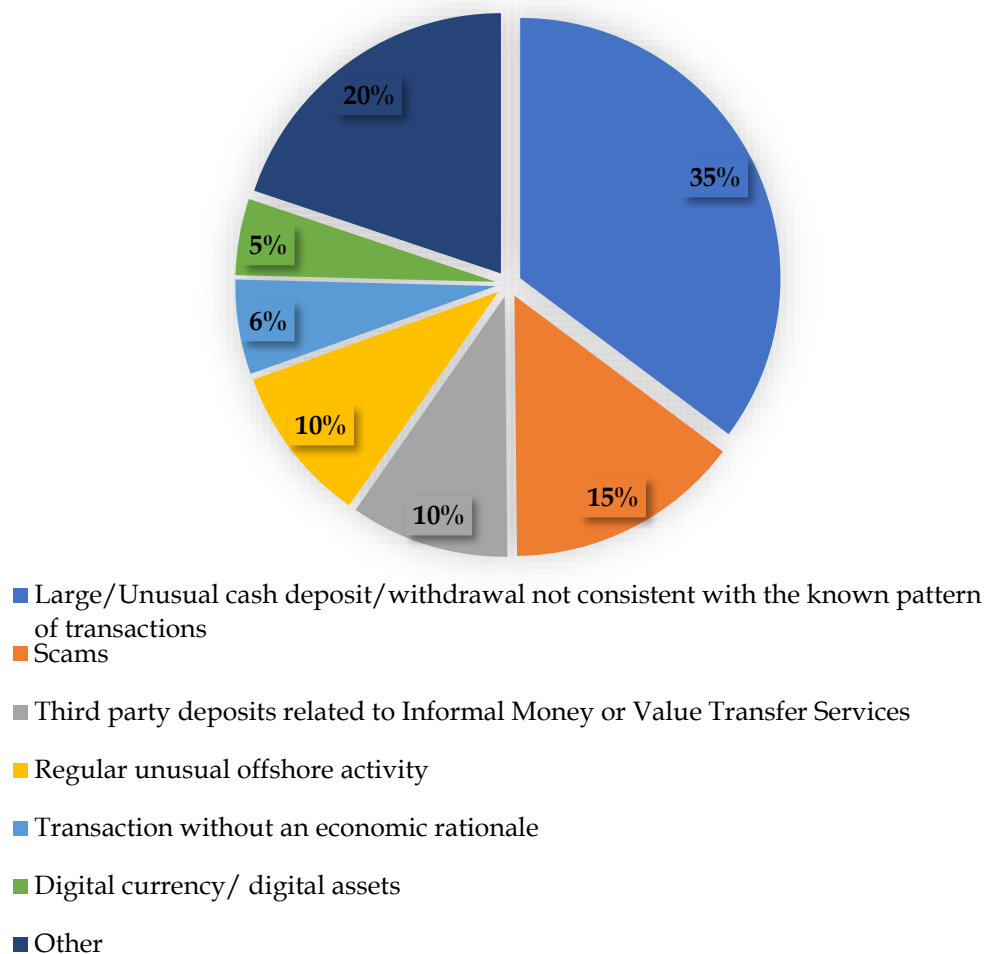


## vi. Type of Suspicion

The largest portion (35%) of STRs have been reported by RIs under the category of large/ unusual cash deposits/ withdrawals not consistent with the customer profile. The second largest portion of STRs (15%) relate to scams which are reported to the FIU at a consistent level. The third largest portion of STRs (15%) pertains to third party deposits related to informal money or value transfer services. STRs submitted about digital currency also amounts to a considerable level (10%)

*(Other indicators include frauds, reluctance to divulge identification and other information, drug dealing, pyramid scheme, submission of forged NIC or any other identification documents, adverse news on media etc.)*

**Figure 1.7**  
**Classification of STRs based on Type of Suspicion**



## CHAPTER 3

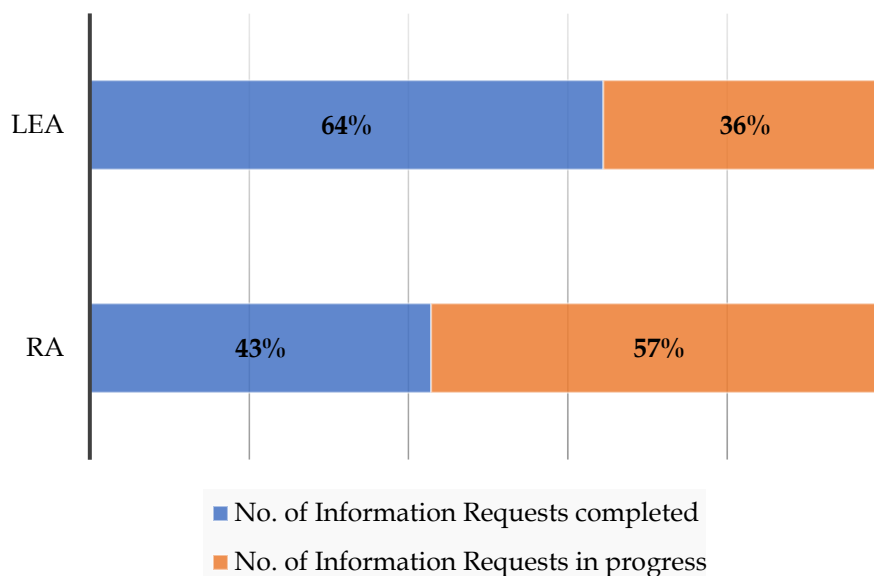
### Types of Services given to LEAs and RAs

#### i. Requests for Information

Information for 64% and 43% of requests received from LEAs and RAs respectively were disseminated. Information has been called from RIs for the remaining requests and, is in the process of receiving/collating them.

Figure 1.8

Requests for Information received from LEAs and RAs



#### ii. Letters of Assistance

The FIU received 385 requests for assistance to carryout investigations and letters of assistance for 99% of the requests were disseminated. Information for the remaining request has been called from RIs.

#### iii. One-on-One Meetings

Five one-on-one meetings were held with several banks and MVTS with the participation of LEAs about enhancing quality of STR reporting, recent trend observations and requests for information by LEAs.

## CHAPTER 4

### Intelligence Sharing through Egmont Secure Web (ESW)

The FIU received nine requests for information from eight countries through the ESW relating to possible suspicious and related investigations on ML/TF matters. Of the nine information requests received, the FIU responded to seven information requests and the remaining information requests are being processed.

Further, the FIU received five spontaneous disseminations from five countries on possible ML/TF incidents.

**Figure 1.9**

**Requests for Intelligence received**



The FIU sent twenty-two requests for information to fifteen countries relating to STRs and requests made by LEAs.

**Figure 1.10**

**Requests for Intelligence made**



## CHAPTER 5

### Data master

#### Classification of STRs and Requests for Information based on Stakeholder

Classification	Jan	Feb	Mar	Apr	May	Jun	Total
<b>RIIs</b>	195	112	181	158	111	95	<b>852</b>
<b>LEAs &amp; RAs</b>	48	55	53	42	58	42	<b>298</b>
<b>Public Complaints</b>	12	2	5	4	2	-	<b>25</b>

#### Classification of STRs based on Reporting Institutions

Classification	Type of RI	%
<b>Licensed Banks</b>	828	97%
<b>MVTSs</b>	19	2%
<b>Other</b>	5	1%
<b>Total</b>	<b>852</b>	<b>100%</b>

#### Classification of STRs based on Natural Person/Legal Entity

Classification	Natural Person/ Legal Entity	%
<b>Individuals</b>	810	95%
<b>Companies</b>	39	5%
<b>Total</b>	<b>849</b>	<b>100%</b>

### Classification of STRs based on Legal Entity

Classification	Legal Entity	%
Limited Companies	25	64%
Sole Proprietorships	9	23%
Association	2	5%
Partnerships	2	5%
Guarantee Companies	1	3%
<b>Total</b>	<b>39</b>	<b>100%</b>

### Classification of STRs based on Gender

Classification	Gender
Male	77%
Female	23%
<b>Total</b>	<b>100%</b>

### Classification of STRs based on Age

Classification	Age
Less than 30 years	38%
Between 30 to 60 years	58%
More than 60 years	4%
<b>Total</b>	<b>100%</b>

### Classification of STRs based on Location

Classification	Location
Western Province	60%
Other Provinces	40%
<b>Total</b>	<b>100%</b>

### Classification of STRs based on Category

Classification	Category	%
Large/Unusual cash deposit/withdrawal not consistent with the known pattern of transactions	653	35%
Scams	271	15%
Third party deposits related to Informal Money or Value Transfer Services	183	10%
Regular unusual offshore activity	182	10%
Transaction without an economic rationale	109	6%
Digital currency/ digital assets	88	5%
Other	368	20%

*Other indicators include frauds, reluctance to divulge identification and other information, drug dealing, pyramid scheme, submission of forged NIC or any other identification documents, adverse news on media etc.*

**Requests for Information from LEAs and RAs**

<b>Classification</b>	<b>Completed</b>	<b>%</b>	<b>In progress</b>	<b>%</b>
<b>LEAs</b>	183	64%	101	36%
<b>RAs</b>	6	43%	8	57%
<b>Total</b>	<b>189</b>	<b>100%</b>	<b>109</b>	<b>100%</b>

**Egmont - Requests for information (In)**

<b>Country</b>	<b>Number of Requests</b>
India	2
Syria	1
Cyprus	1
Japan	1
UAE	1
Bulgaria	1
Gurnsey	1
Timor-Lest	1
Montenegro	1
Malta	1
Finland	1
Mauritius	1
Russia	1
<b>Total</b>	<b>14</b>

**Egmont – Requests for information (Out)**

<b>Country</b>	<b>Number of Requests</b>
Australia	2
UAE	2
Singapore	2
British Virgin Islands	2
USA	1
United Kingdom	1
Switzerland	1
Indonesia	1
Mauritius	2
Hong Kong	1
Oman	1
South Korea	1
Japan	1
Saudi Arabia	2
Qatar	2
<b>Total</b>	<b>22</b>